



TECHNOLOGIES

TELECOMMUNICATION

DT Antenna Product



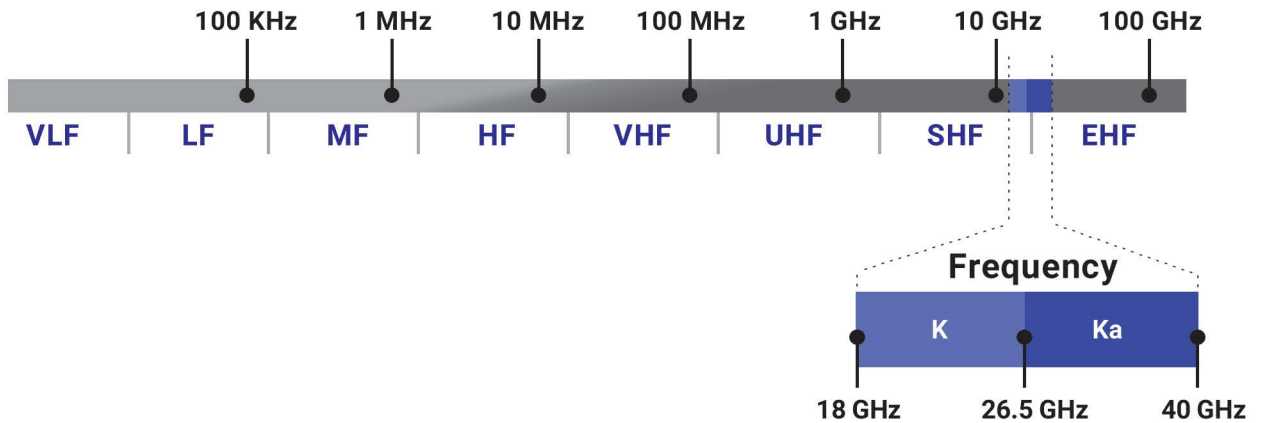
## Quad Ridged Wideband Horn Antenna

18 to 40 GHz

Part Number: **WH-18-40-DL-KF-R**

Contents: Typical Gain / Antenna Factor

Typical Beamwidth / Patterns

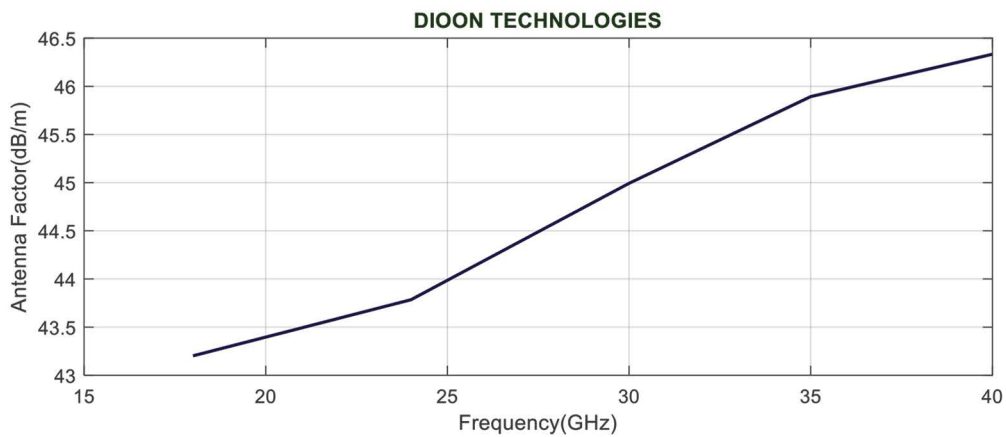
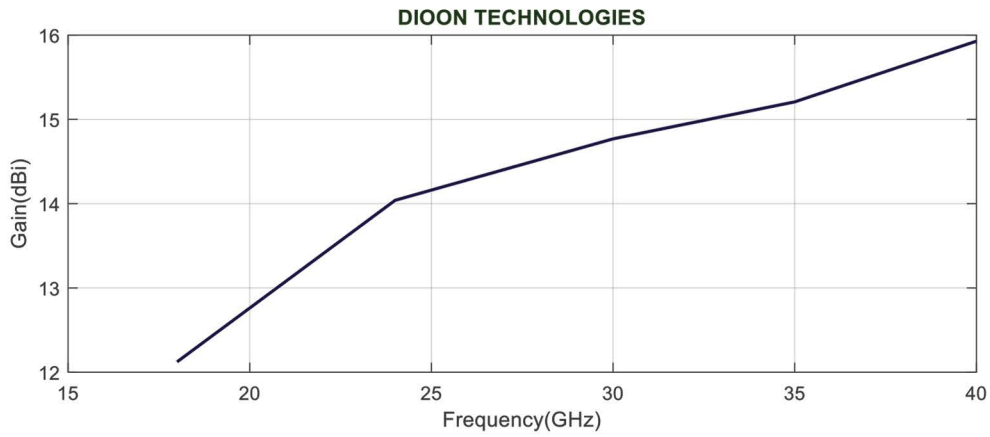


	<b>Gain</b>	Typically 12 ~ 16 dBi
	<b>Power Handling</b>	50 Watts c. w.
	<b>VSWR</b>	Typically <2.3:1
	<b>Polarization</b>	Dual Linear
	<b>3dB Beamwidth</b>	23 to 44 degrees
	<b>Connector Type</b>	K Type Female
	<b>Weight</b>	≈ 250 g
	<b>Approximate Size</b>	≈ 30 mm × 30 mm × 55 mm
	<b>Construction</b>	Aluminum & Painted Engineering Plastics

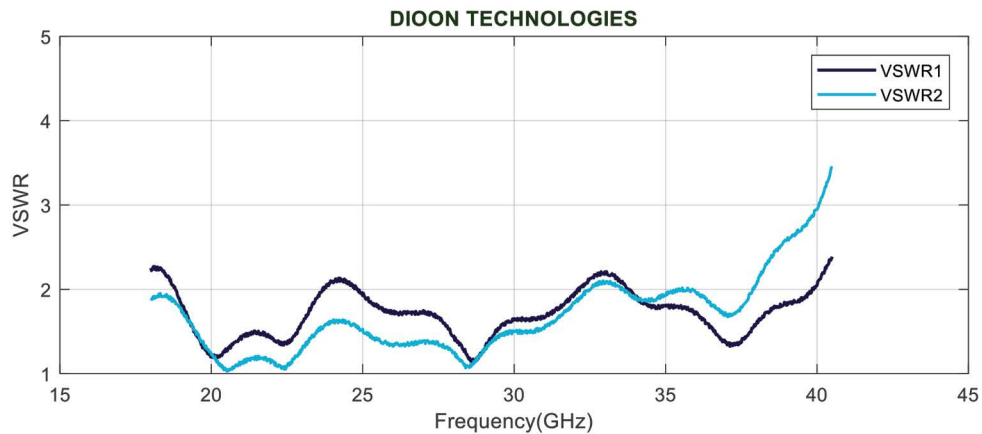
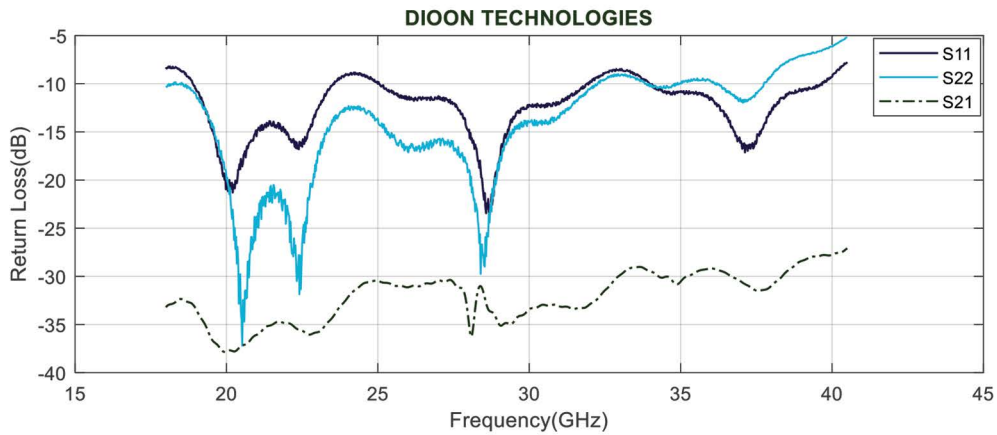


## Typical Antenna Gain / Factor

This is calculated by reference to standard gain horn antennas, and cross checked with reference to the antenna beamwidth, with an estimated error of +/- 0.8dB.

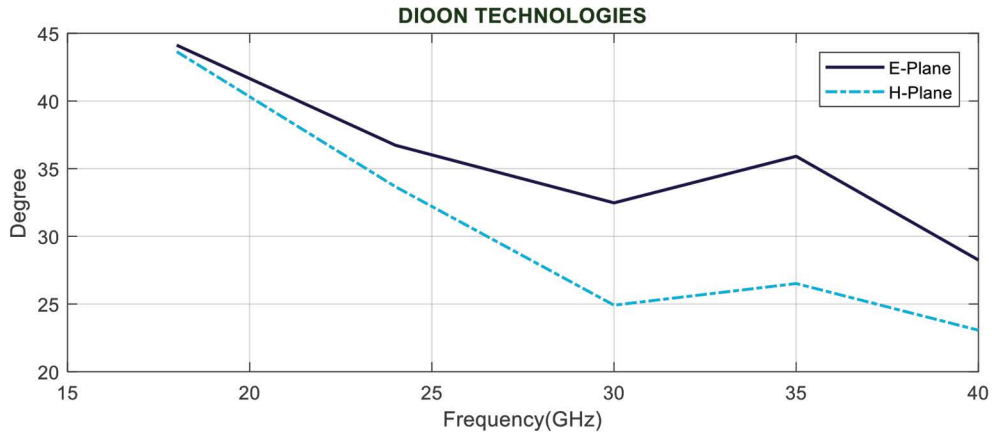


## Typical Antenna Return Loss / VSWR



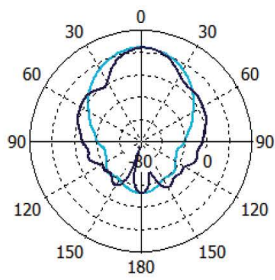


# Typical Antenna HPBW



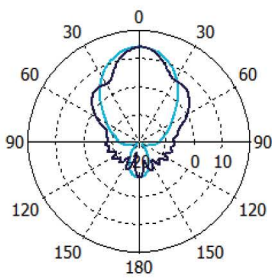
## Farfield Directivity Abs (Phi= 0,90)

18 GHz



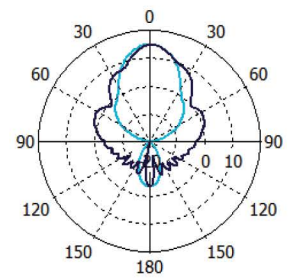
Theta / Degree vs. dB

24 GHz



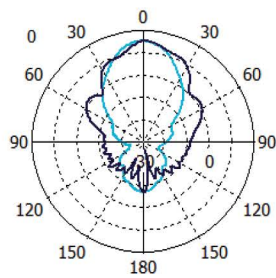
Theta / Degree vs. dB

30 GHz



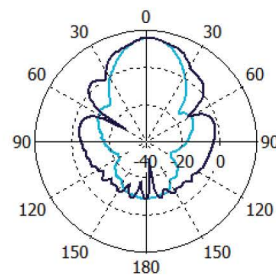
Theta / Degree vs. dB

35 GHz



Theta / Degree vs. dB

40 GHz



Theta / Degree vs. dB

— E-Plane  
— H-Plane



TECHNOLOGIES

Phone: +1(949)508 0037  
Email: Sales@dioon.us

**DIOON TECHNOLOGIES**

**WWW.DIOON.US**

The Advanced Way

United States Office  
660 Wald, Irvine, CA92618